

가

- -

1.

2.

3.

3-1.

3-2. & .

3-3.

3-4.

3-5.

4.

5.

2003.01



()


1.

- , , < 1>

- < 2> Conventional



1.



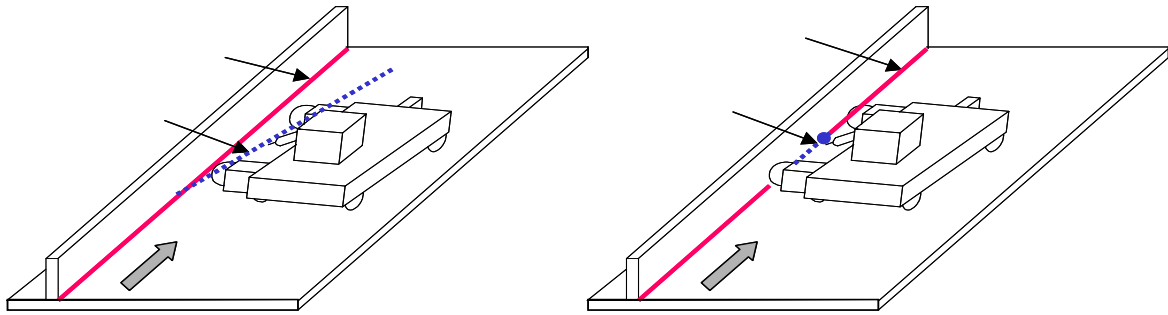
2.

-
- 1)
- 2)

2. 용접캐리지의 이상 동작 요인 및 문제점

2-1.

	가	가 Wire,
	가	가



3.

2-2.

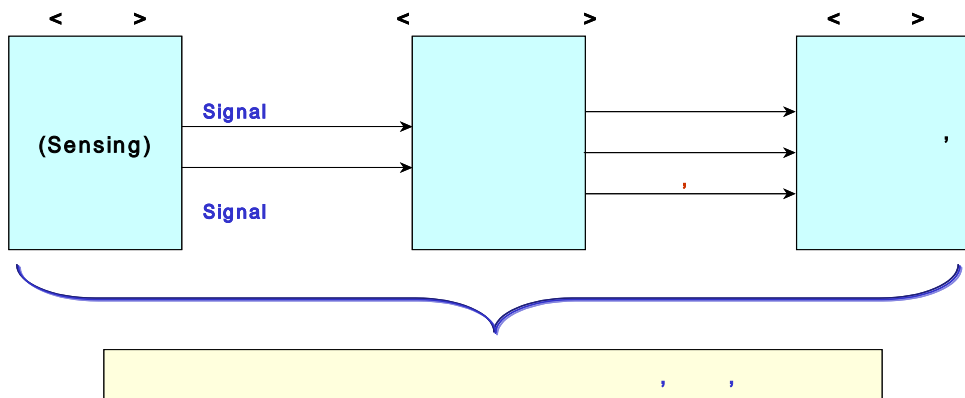
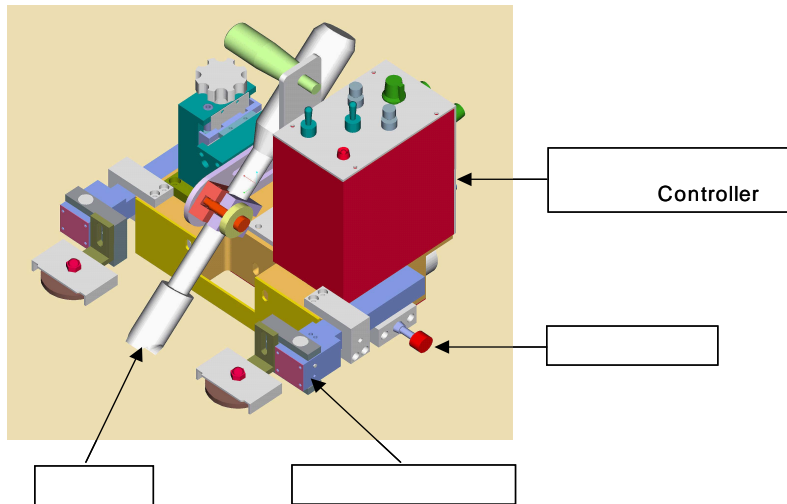
가
가 가

3. 스마트 용접캐리지 소개

3-1.

가
가 가

3-2.



3-3.

Torch		1 - Torch
		, 4
		0 1,200 (mm/min)
		2 - Guide Roller
		Body Magnet Block
		16 kgf
		Magnet
Torch	,	±17 (mm)
	,	±17 (mm)
	Working Angle	30° 60°
	Travel Angle	0° ()
Body		Al
Guide Roller		80 mm
Operating Parameter		, , / , /
	CPU & Memory	80C196KC (64K)
		· · · Carriage Stop · Alarm,
Motor		DC 90V, 6W
End Limit		Carriage
		AC 220V, 60Hz
		260 (W) x 144 (L) x 261 (H)
		7kg

3-4.

()

1

A/D

가

가

가

< 4 > (a)

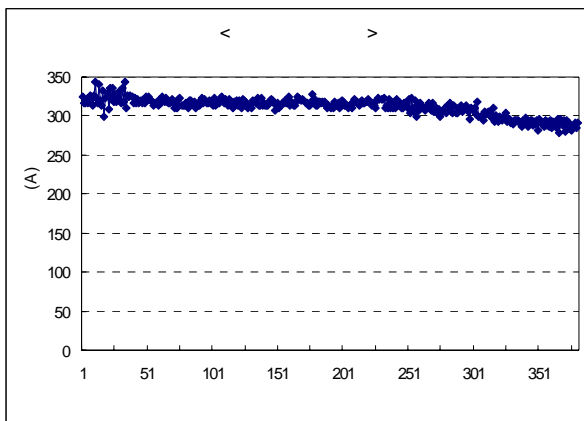
가

가

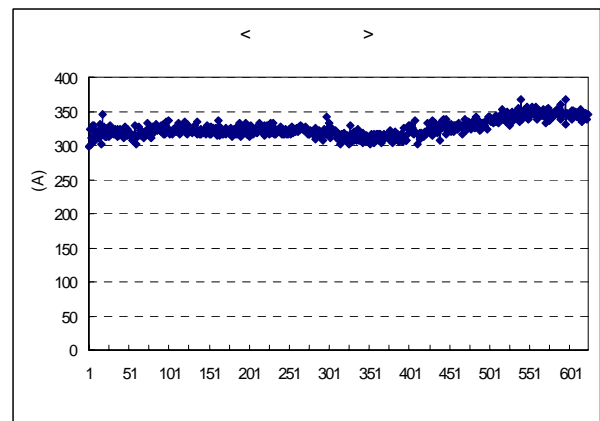
가

가

< 4 > (b)



(a)



(b)

< 4 >

3-5.

(,)

가

	(,)
	1 , 가 가 20%
가	가

4.

.

.

1

가

20%

.

5.

Field Test

2003. 04